


**SPECIFICATIONS**


- \* Concrete strength to be 4,000 PSI at 28 days
- \* Designed according to 4th edition 2007 AASHTO LRDF procedures
- \* Reinforcing rebars to be grade 60 US steel
- \* #4 rebar to be spaced at 12" centers each way
- \* Walls and Floor are 6" thick
- \* Knock Out Walls are 2" thick

***Knock out walls  
on three sides***

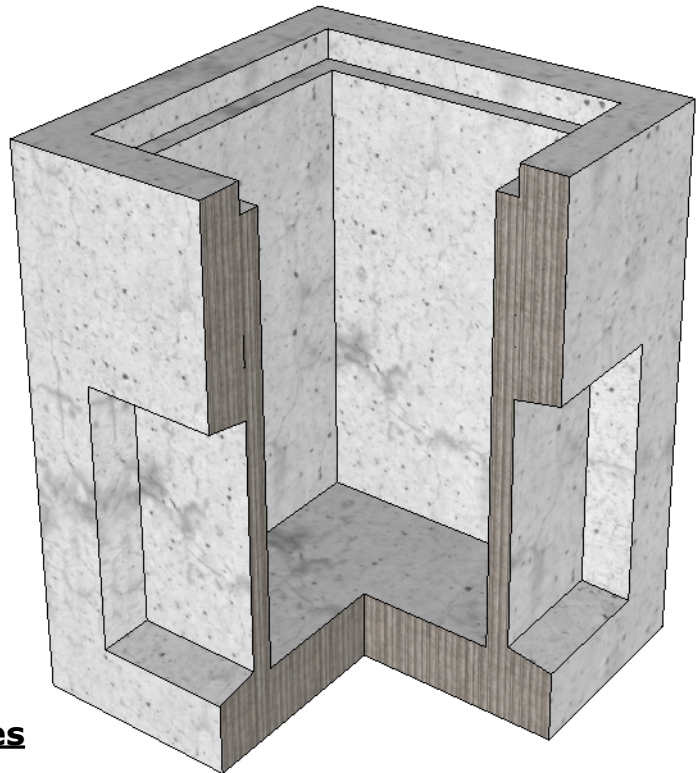
**CAST IRON GRATE**  
24" x 24



**CAST IRON FRAME**  
24" x 24"



**BASIN**  
2'x2'x42" I.D.  
With F&G - 2,610 lbs



**Maximum Recommended Pipe Sizes**

- A-2000/PVC - 18"
- ADS/HDPE - 18"
- CMP - 21"
- CMPA - 15"
- RCP - 15"
- RCPA - 12"



Issued Date: Nov 2015  
LADOTD Certified Plant

**2'x2'x42" Catch Basin  
3 Knockout Walls**